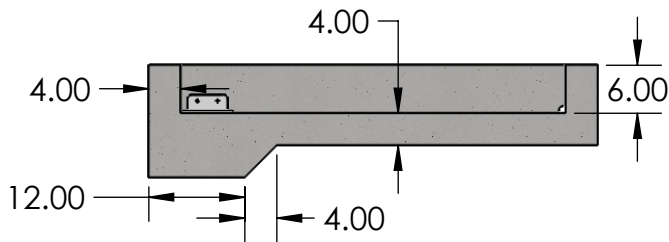
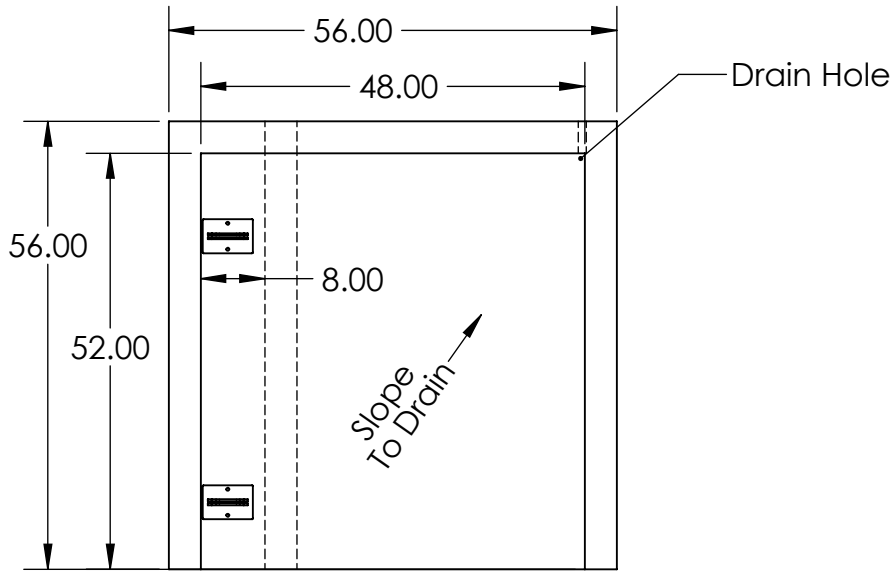
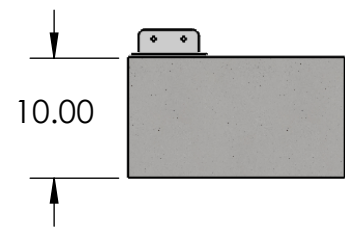
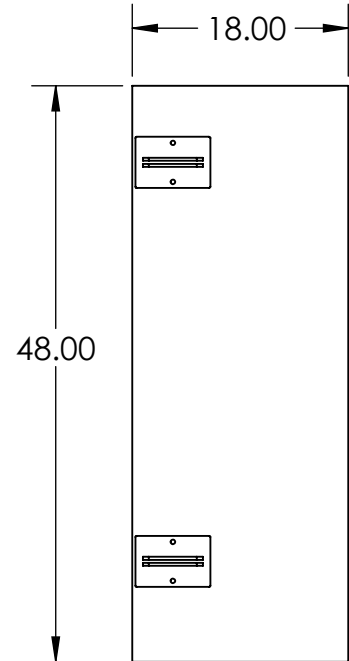


THE OUTDOOR ELEVATOR

Typical 6" Pit



Optional Footer



**All concrete to be reinforced with #3 rebar @ slab/footer mid-depth.
6" depression recommended from bottom floor to slab/footer.**



DO NOT SCALE DRAWING

**3605 N Davis Highway
Pensacola, FL 32503
1-877-770-5862**

DRAWN	NAME	DATE	PROJECT NAME
	KSB	2-24-16	PIT/FOOTER DETAIL
PROPRIETARY AND CONFIDENTIAL			PROJECT LOCATION
THE INFORMATION CONTAINED IN THIS DRAWING IS THE SOLE PROPERTY OF PRECISION LIFT INDUSTRIES, LLC. ANY REPRODUCTION IN PART OR AS A WHOLE WITHOUT THE WRITTEN PERMISSION OF PRECISION LIFT INDUSTRIES, LLC IS PROHIBITED.			
COMMENTS:			REV.
SIZE	DWG. NO.		
A			
SCALE 1:16			SHEET 1 OF 1